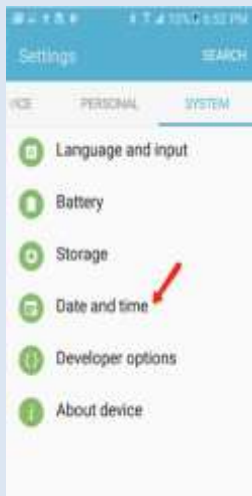




Contratante: configuração de telemóvel

Todo telemóvel precisa de ter a data / hora configurada corretamente, e o GPS ativado.

1. Abra as configurações | SISTEMA. Toque em [Data e hora]



2. Desliga o "Automatic date and time"



3. Clique em [Select time zone]. Toque no local correto.

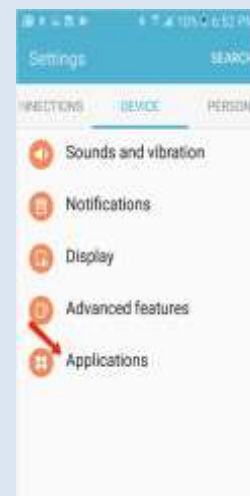


4. Liga o "Automatic date and time"

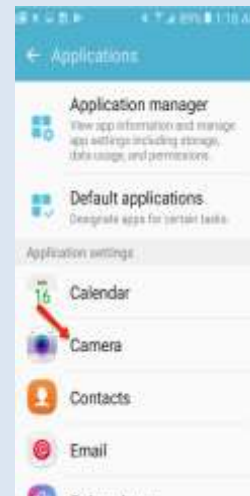


Como ativar o GPS:

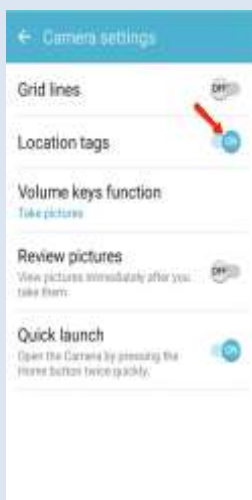
1. Abra as Configurações | DEVICE. Clique em [Applications]



2. Clique em [Camera]

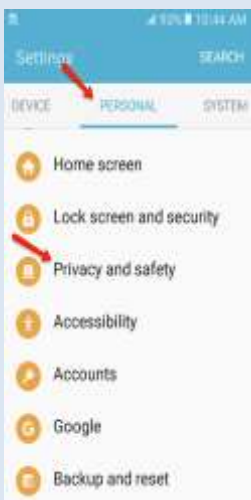


4. Liga o "Location tags"

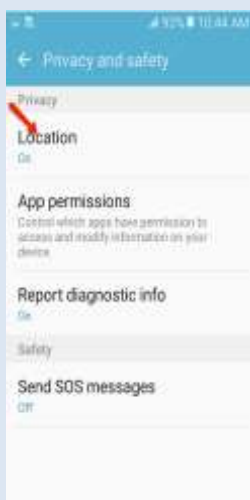


Retornar para configurações

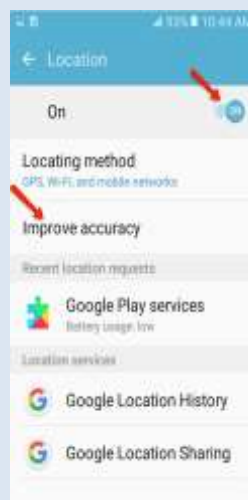
1. Abra as Configurações | DEVICE. Clique em [Privacy and safety]



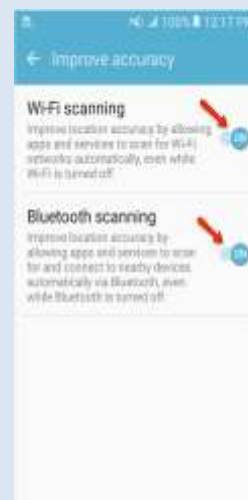
2. Clique em [Location]



3. Liga o "Location." Clique em [Improve accuracy]



4. Liga o "Wi-Fi scanning" e "Bluetooth scanning"



Acabado